JOURNAL · STEP-BY-STEP GUIDE

How to write your first Journal post

For members of Asia Christian Authors · Created 28 November 2026

The **Journal** is where we do life together. Share a story, a testimony of God's faithfulness, a prayer, a poem, a word of encouragement, or a lesson from your writing journey.

It takes 5 minutes

1. Sign in and open the Journal in your Author area.
2. Write a title and your post. Add a picture if you like.
3. Tap **Publish**, then share it with friends.

Good to know

- Free, and no limit on posts.
- 15 points for every post.
- Your first post is read by David or an admin before it goes live.

Not a member yet? Join free at **asiachristianauthors.com/join**

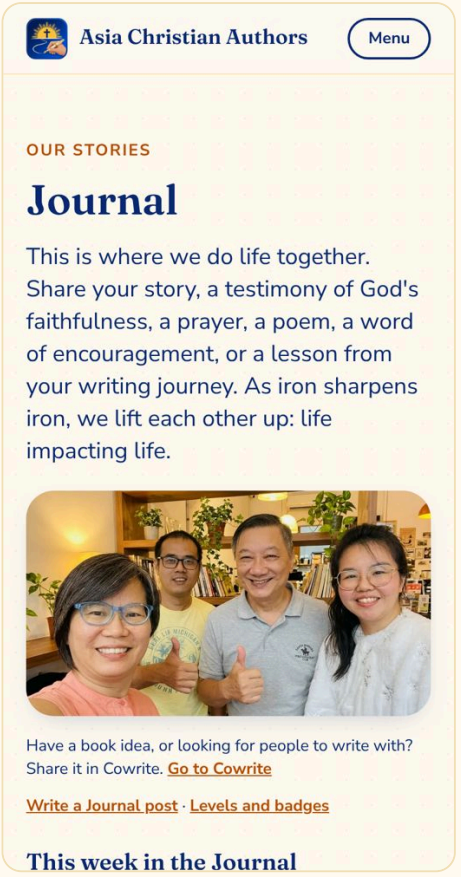

The Journal page

Example screens with an example member. Your screens may look slightly different.

Step 1 and 2: open the Journal

1. Go to **asiachristianauthors.com/journal** and tap **Write a Journal post**. If asked, sign in with your email or Google.
2. You land in your **Author area**, at the Journal card. Tap the orange button **Write a Journal post**.

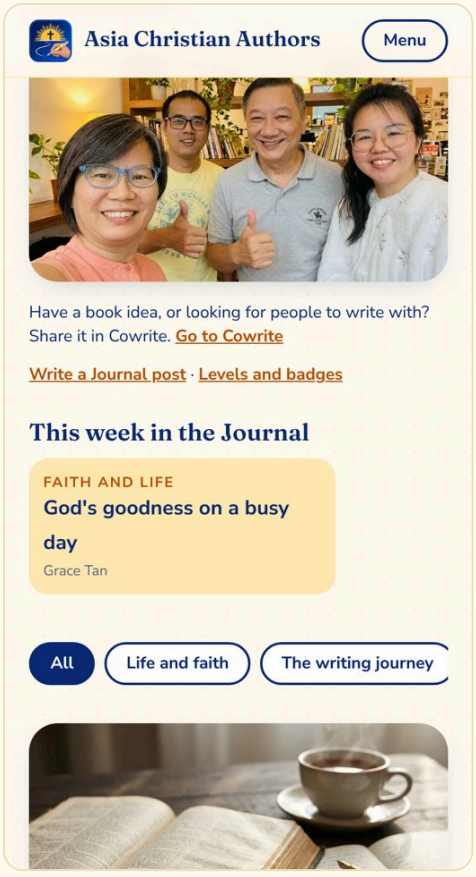

"Write a Journal post" on the Journal page

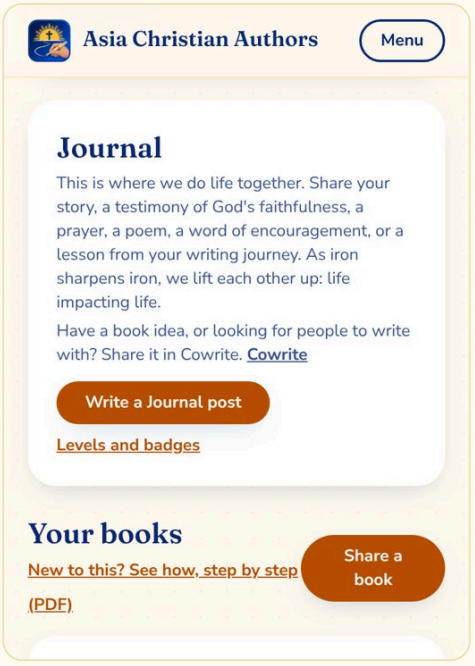

The Journal card in your Author area

Tip: you can also open your Author area from **Menu**, then **Author area**, and scroll to **Journal**.

Inside WhatsApp? If Google sign-in does not open, open the page in Chrome or Safari, or sign in with your email.

Step 3 and 4: write your post

3. Type a **Title** and choose a **Topic**. Stuck? Tap one of the **prompts**, like "What God taught me this week", to get started.

4. Write in **Your post**. Simple words are best, as if you are talking to a friend. Add a **Cover picture** if you like (it shows at the top and on the Journal page).

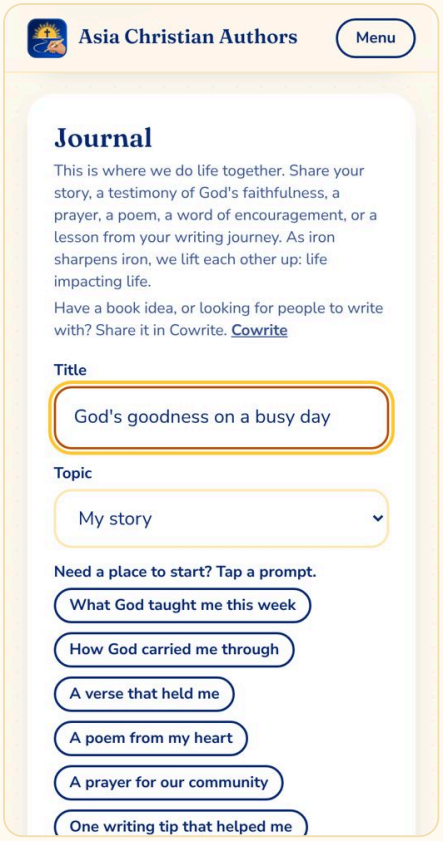

Title, topic and prompts

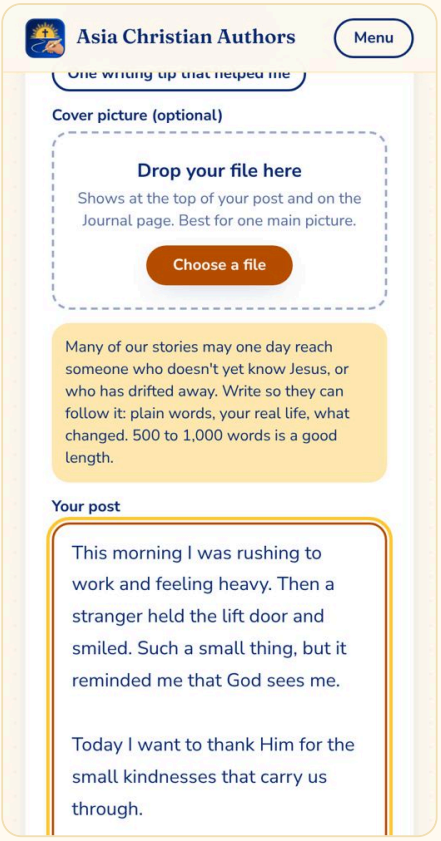

Cover picture (optional)

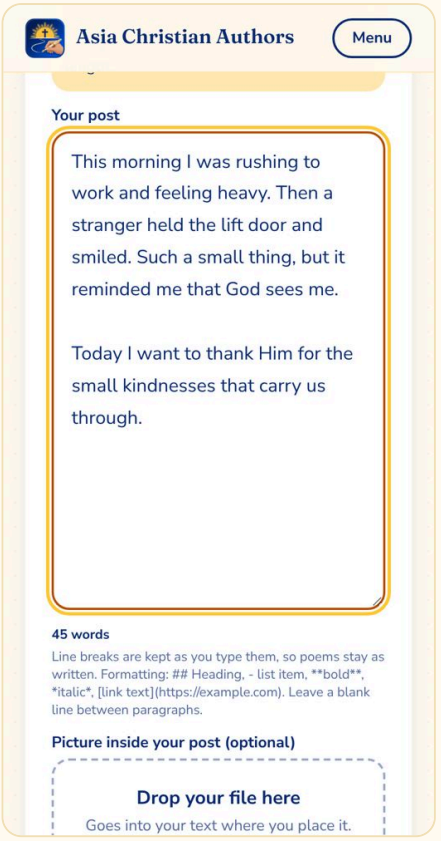

Your post

Writing tip: 150 to 500 words is plenty. One moment, one feeling, one thing God showed you. Leave a blank line between paragraphs.

Step 5: publish

5 Tap **Publish**. Not ready yet? Tap **Save draft** and finish later.

Your **first post** shows **Waiting for a read**: David or an admin reads it, and we email you when it is live. After that, your posts go live straight away and show **Live**.

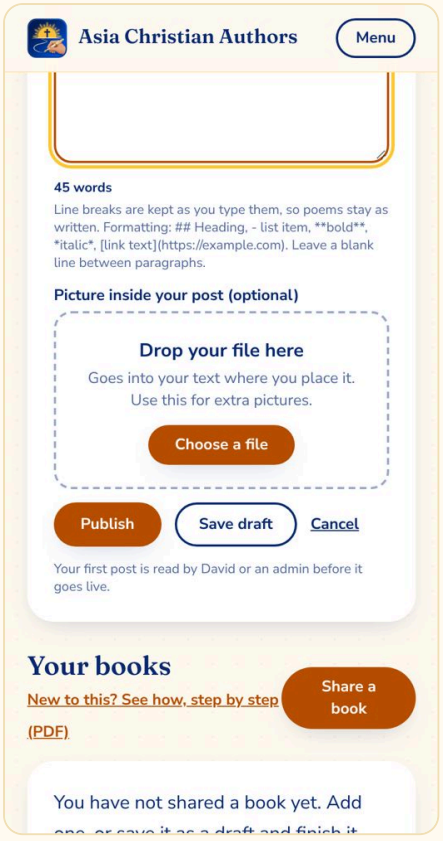

Publish or Save draft

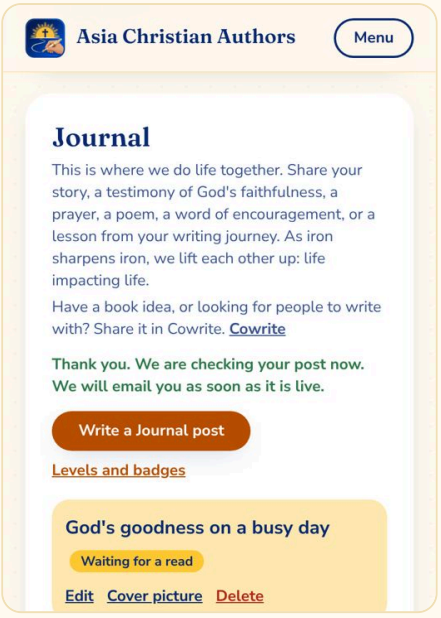

Your first post: Waiting for a read

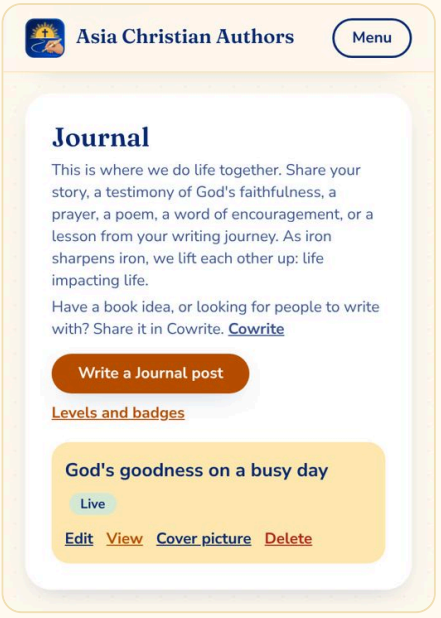

Live: tap View to see it

Want to change something? Tap **Edit**. Your post stays live while you edit.

Step 6: share it

6 Open your post (tap **View**) and tap **Share on WhatsApp**, **Share on Facebook** or **Copy link**. The preview shows your photo, your name and your picture.



Your post on the website

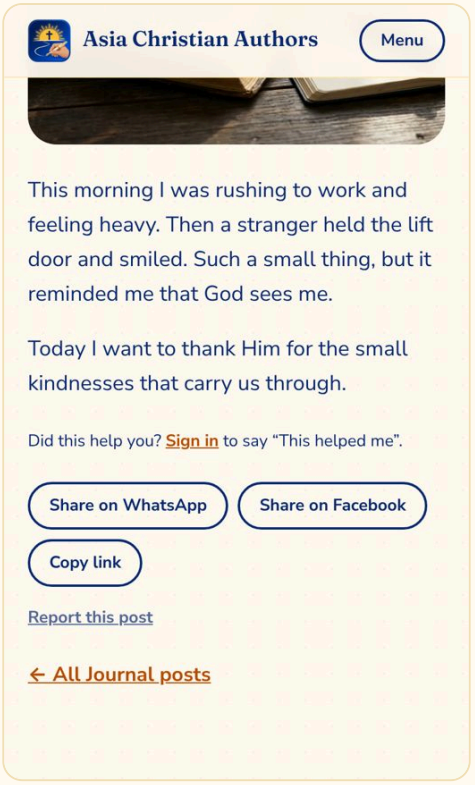

Share buttons

Your story can encourage someone you have never met. We are not hermits; we are the light of the world (Matthew 5:14).

Need help? Ask in the WhatsApp community or reply to any email from asiachristianauthors.com.

Arise, shine, and write.

"Arise, shine, for your light has come." Isaiah 60:1